



Terex® Minerals Processing Systems

TEREX® CANICA VERTICAL SHAFT IMPACT CRUSHERS



WORKS FOR YOU.™

Serving the Materials Processing Industry for Over 35 Years



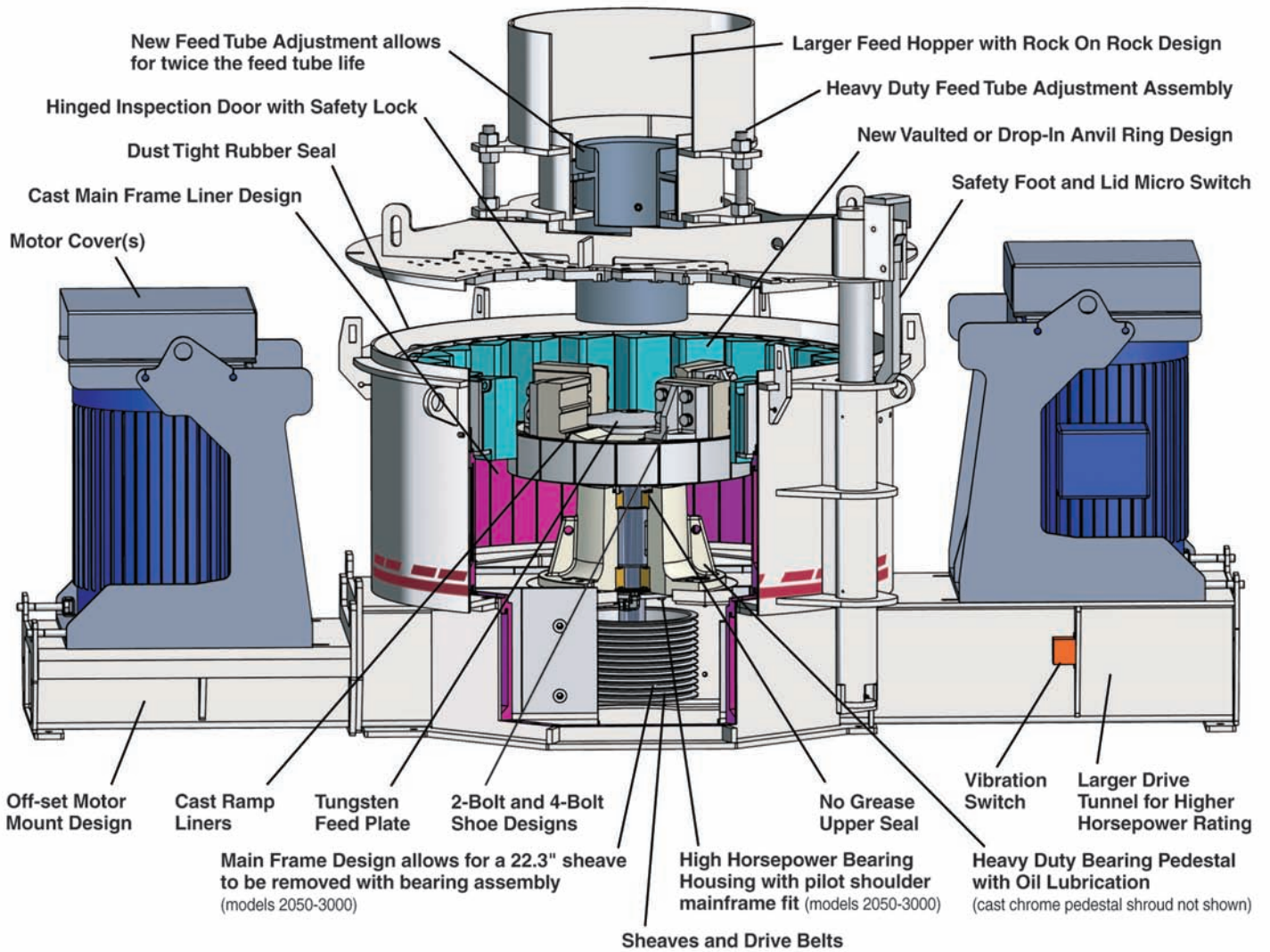
VSI Benefits

- Very Cubicle Product
- Beneficiation of Material (elimination of soft stone)
- Gradation Consistency
- High Product Yield
- High Fracture Percentage
- Simple Maintenance
- High Throughput Capacity
- Low Capital Investment

The Terex® Canica VSI Advantage

- Many Standard Features
- High Bearing Capacity
- Many Internal Crusher Configuration Options
- Outstanding Dealer Organization
- Fully Equipped Test Crushing Facility
- Fewer Parts on Open Table and Enclosed Rotor
- Tungsten Carbide and Ceramic Components in Table and Rotor

Standard Features



Terex® Canica VSI Flexibility

We understand that all crushing applications are not created equal. Therefore, we offer a full range of open shoe table and enclosed rotor systems to match our customer's production and operational needs. A properly configured VSI is the key to minimizing wear costs and downtime, and maximizing profits.

Interchangeable Crushing Chambers



Shoe and Anvil
(HD Series)



Large Feed, Mild to Medium-Abrasive Materials

Shoe and anvil configuration offers high tonnage of chip production, high reduction ratios and feed size flexibility.



Rock on Anvil
(ROS Series)



High Reduction in Medium Abrasive Materials

Enclosed rotor and anvils combine the grinding action of the rotor with the high efficiency reduction of anvils.



Rock on Rock
(ROR Series)



For All Rock Types and the Most Abrasive Materials

Enclosed rotor and rock box configuration causes rock on rock crushing which produces the best shaped and most consistent material with the lowest wear cost.

Terex® Canica Test Crusher




A full size vertical shaft impact crusher duplicates each of the models in the Terex® Canica family of crushers.

A certified technician supervises all phases of the test crush program. Rock from 12" (305 mm) minus, is crushed to assure the Terex® Canica VSI shipped to you meets your needs.


Internal Configuration Options




Heavy-Duty Table




Rock On Rock Rotor



Anvil Ring Rotor



Vaulted Anvil Ring Assembly



Stob Anvil Ring Assembly

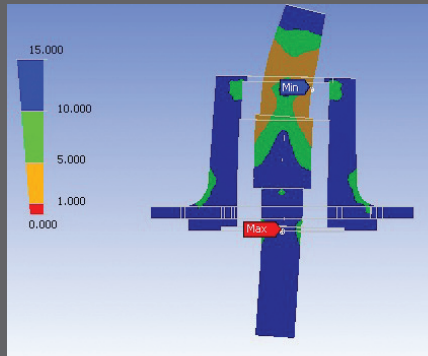



Rock Box

Terex® Canica VSI – Low Cost, High Output



Configurations to Meet Your Needs – Portable, Stationary and Combination



High Bearing Capacity

The highly advanced Terex® Canica VSI, engineered by our team of experts utilizing finite element analysis, is built tough for long life and high production capability.

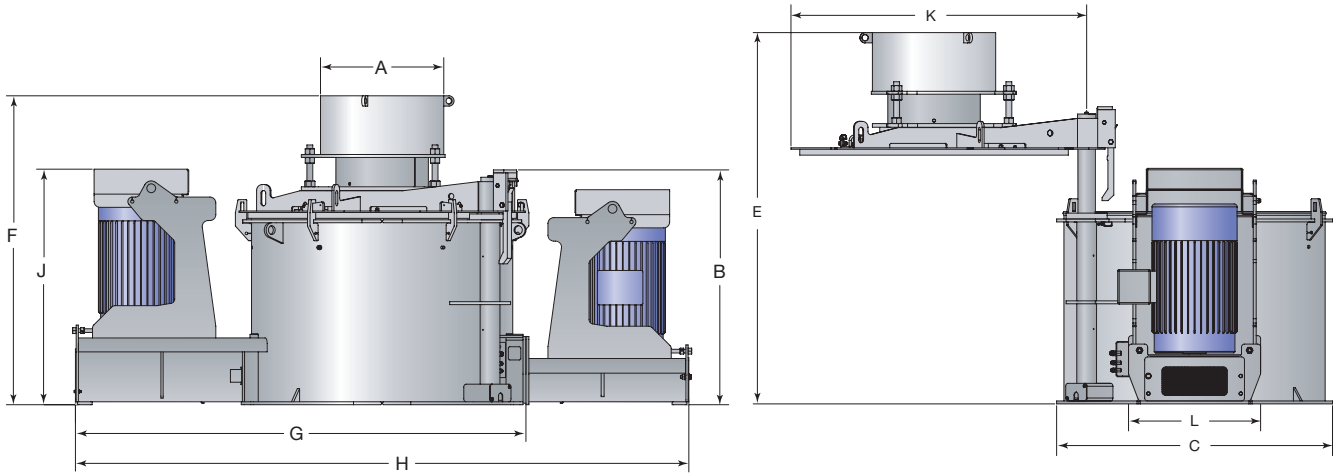


Conversion Kit

With a Terex® Canica Crushing Chamber Conversion Kit, you can benefit from all of the latest advancements in high chrome, ceramic, and tungsten carbide technologies in most existing VSI crushers.

Contact our sales department for details.

Technical Specifications



| Model | 1200 | 1400 | 2000SD Single Drive | 2000DD Twin Drive | 2050 | 100 | 2300 | 105 | 2350 | 2500 | 3000 |
|---|--------------------|---------------------|------------------------|----------------------|----------------------|----------------------|----------------------|----------------------|-------------------------------|--------------------------------|-----------------------|
| A Feed Hopper | 18" 457 mm | 26" 660 mm | 29" 737 mm | 37" 940 mm | 42" 1067 mm | 37.5" 953 mm | 42" 1067 mm | 38" 965 mm | 42" 1067 mm | 48" 1219 mm | 48" 1219 mm |
| B Crusher Height | 53" 1346 mm | 55" 1397 mm | 70" 1778 mm | 70" 1778 mm | 80" 2032 mm | 70" 1778 mm | 80" 2032 mm | 75" 1905 mm | 80" 2032 mm | 77" 1956 mm | 85" 2159 mm |
| C Crusher Width | 50" 1356 mm | 65" 1651 mm | 85" 2159 mm | 85" 2159 mm | 90" 2286 mm | 95" 2413 mm | 94" 2388 mm | 95" 2413 mm | 94" 2388 mm | 107" 2718 mm | 125" 3175 mm |
| E Height, Open | 87" 2210 mm | 93" 2362 mm | 109" 2769 mm | 109" 2769 mm | 128" 3251 mm | 115.5" 2934 mm | 128" 3251 mm | 119" 3023 mm | 128" 3251 mm | 119" 3023 mm | 126" 3200 mm |
| F Height, Operating | 65" 1651 mm | 72" 1829 mm | 87" 2209 mm | 87" 2209 mm | 105" 2667 mm | 92.5" 2350 mm | 105" 2667 mm | 96" 2438 mm | 105" 2667 mm | 98" 2489 mm | 102" 2591 mm |
| G Single Electric Base | 90" 2286 mm | 118" 2997 mm | 151" 3835 mm | no | 153" 3886 mm | 151.5" 3848 mm | 153" 3886 mm | 151.5" 3848 mm | 153" 3886 mm | 162" 4115 mm | 180" 4572 mm |
| H Dual Electric Base | no | no | no | 196" 4978 mm | 208" 5283 mm | 208" 5283 mm | 208" 5283 mm | 208" 5283 mm | 208" 5283 mm | 216" 5486 mm | 236" 5994 mm |
| J Motor Mount Height | 38" 965 mm | 55" 1397 mm | 69" 1753 mm | 69" 1753 mm | 80" 2032 mm | 74.5" 1892 mm | 80" 2032 mm | 74.5" 1892 mm | 80" 2032 mm | 69" 1753 mm | 72" 1829 mm |
| K Lid Swing Radius | 53" 1346 mm | 66" 1676 mm | 84" 2134 mm | 84" 2134 mm | 91" 2311 mm | 96.5" 2451 mm | 101" 2565 mm | 96.5" 2451 mm | 101" 2565 mm | 106" 2692 mm | 127" 3226 mm |
| L Motor Mount Width | 26" 660 mm | 34" 864 mm | 42" 1067 mm | 42" 1067 mm | 44" 1118 mm | 42" 1067 mm | 44" 1118 mm | 42" 1067 mm | 44" 1118 mm | 42" 1067 mm | 49" 1245 mm |
| *Crusher Weight lbs (kg) | 8,000 (3629) | 12,000 (5443) | 24,220 (10,986) | 27,500 (12,474) | 31,000 (14,062) | 31,200 (14,152) | 34,000 (15,423) | 40,000 (18,144) | 36,000 (16,330) | 51,000 (23,134) | 58,000 (26,309) |
| Maximum Feed Size Longest Dimension | 1-1/2" 38 mm | 2" 51 mm | 4" 102 mm | 4" 102 mm | 4" 102 mm | 5" 127 mm | 5" 127 mm | 6" 152 mm | 6" & 8" 152 mm & 203 mm | 8" & 10" 203 mm & 254 mm | 12" 305 mm |
| **Maximum Through-put Capacity TPH (tonnes) | 70 TPH (64) | 125 TPH (113) | 250 TPH (227) | 350 TPH (317) | 400 TPH (363) | 400 TPH (363) | 500 TPH (454) | 500 TPH (454) | 600 TPH (544) | 800 TPH (726) | 1000 TPH (907) |
| Horsepower (kW) for Maximum Through-put <small>Depending on application</small> | 50-150 (37-112) | 100-250 (75-186) | 200-400 (149-248) | 400-700 (298-522) | 400-700 (298-522) | 400-700 (298-522) | 400-700 (298-522) | 500-800 (373-594) | 500-800 (373-594) | 600-1000 (447-746) | 700-1200 (522-894) |

Note: *Weights are without motors. **Feed size and tons per hour dependent on type of feed and HP available.



Terex® Minerals Processing Systems

Main Locations



Give us a call to learn more about our extensive equipment range.

www.terexmps.com

Effective Date: June 2010. Product specifications and prices are subject to change without notice or obligation. The photographs and/or drawings in this document are for illustrative purposes only. Refer to the appropriate Operator's Manual for instructions on the proper use of this equipment. Failure to follow the appropriate Operator's Manual when using our equipment or to otherwise act irresponsibly may result in serious injury or death. The only warranty applicable to our equipment is the standard written warranty applicable to the particular product and sale and Terex makes no other warranty, express or implied. Products and services listed may be trademarks, service marks or trade-names of Terex Corporation and/or its subsidiaries in the USA and other countries. All rights are reserved. Terex is a registered trademark of Terex Corporation in the USA and many other countries. © 2010 Terex Corporation.

Terex® Minerals Processing Systems
Form 25522 A4 (6/10)



WORKS FOR YOU.™